





IDEA-B, Fund 24106
Planning Awards FY17-18 Updated 5.21.17

Entity Name	Total Preliminary Allocation (Revenue Code 44500)	Projected Carryover (Revenue Code 44504)	Grand Total Initial Planning Allocation
Academy of Trades and Technology	\$24,049.00	\$19.00	\$24,068.00
ACE Leadership High School	\$55,874.00	\$51.00	\$55,925.00
AIMS @ UNM (ABQ Institute for Mathematics and Science)	\$47,411.00	\$49,838.00	\$97,249.00
Alamogordo Public Schools	\$1,462,983.00	\$484,442.00	\$1,947,425.00
Albuquerque Public Schools	\$18,974,937.00	\$2,366,315.00	\$21,341,252.00
Albuquerque School of Excellence	\$67,182.00	\$6,097.00	\$73,279.00
Albuquerque Sign Language Academy (The)	\$25,682.00	\$5,085.00	\$30,767.00
Aldo Leopold High School	\$28,272.00	\$22.00	\$28,294.00
Alma d' arte Charter High School	\$38,574.00	\$29.00	\$38,603.00
Amy Biehl Charter High School	\$50,375.00	\$45.00	\$50,420.00
Animas Public Schools	\$56,169.00	\$4,397.00	\$60,566.00
Anthony Charter School	\$17,642.00	\$19.00	\$17,661.00
Artesia Public Schools	\$851,283.00	\$344,889.00	\$1,196,172.00
ASK Academy (The)	\$67,221.00	\$37.00	\$67,258.00
Aztec Municipal Schools	\$718,754.00	\$238,748.00	\$957,502.00
Belen Consolidated Schools	\$1,094,442.00	\$886,305.00	\$1,980,747.00
Bernalillo Public Schools	\$750,593.00	\$873,043.00	\$1,623,636.00
Bloomfield Schools	\$746,411.00	\$215,546.00	\$961,957.00
Capitan Municipal Schools	\$132,436.00	\$667.00	\$133,103.00
Cariños de Los Niños Charter School	\$28,715.00	\$0.00	\$28,715.00
Carlsbad Municipal Schools	\$1,440,690.00	\$209,435.00	\$1,650,125.00
Carrizozo Municipal Schools	\$41,495.00	\$41,243.00	\$82,738.00
Central Consolidated Schools	\$1,592,742.00	\$472,683.00	\$2,065,425.00
Cesar Chavez Community School	\$42,070.00	\$32.00	\$42,102.00
Chama Valley Independent Schools	\$96,486.00	\$7,115.00	\$103,601.00
Cimarron Municipal Schools	\$119,199.00	\$10,513.00	\$129,712.00
Clayton Municipal Schools	\$130,157.00	\$70,737.00	\$200,894.00
Cloudcroft Municipal Schools	\$91,951.00	\$88,236.00	\$180,187.00
Clovis Municipal Schools	\$1,990,188.00	\$406,303.00	\$2,396,491.00
Cobre Consolidated Schools	\$362,766.00	\$19,119.00	\$381,885.00
Coral Community Charter School	\$31,670.00	\$1,592.00	\$33,262.00
Corona Public Schools	\$17,318.00	\$6,339.00	\$23,657.00
Cottonwood Classical Preparatory School (CCPS)	\$93,334.00	\$34,651.00	\$127,985.00
Cuba Independent Schools	\$184,696.00	\$72,336.00	\$257,032.00
Dzit Dit Lool School of Empowerment, Action and Perseverance (DEAP)	\$4,343.00	\$3.00	\$4,346.00
Deming Public Schools	\$1,081,753.00	\$525,998.00	\$1,607,751.00
Des Moines Municipal Schools	\$30,757.00	\$30,511.00	\$61,268.00
Dexter Consolidated Schools	\$270,277.00	\$47,143.00	\$317,420.00
Dora Consolidated Schools	\$55,058.00	\$23,772.00	\$78,830.00
Dream Diné Charter School	\$4,277.00	\$2,264.00	\$6,541.00
Dulce Independent Schools	\$172,773.00	\$4,252.00	\$177,025.00
Elida Municipal Schools	\$25,391.00	\$29,980.00	\$55,371.00
Española Public Schools	\$899,124.00	\$187,392.00	\$1,086,516.00
Estancia Municipal Schools	\$164,965.00	\$86,656.00	\$251,621.00
Estancia Valley Classical Academy	\$66,874.00	\$2,604.00	\$69,478.00
Eunice Public Schools	\$168,058.00	\$13,547.00	\$181,605.00
Explore Academy	\$37,799.00	\$1,120.00	\$38,919.00




IDEA-B, Fund 24106
Planning Awards FY17-18 Updated 5.21.17

Entity Name	Total Preliminary Allocation (Revenue Code 44500)	Projected Carryover (Revenue Code 44504)	Grand Total Initial Planning Allocation
Farmington Municipal Schools	\$2,378,331.00	\$1,659,922.00	\$4,038,253.00
Floyd Municipal Schools	\$57,721.00	\$18,645.00	\$76,366.00
Fort Sumner Municipal Schools	\$84,895.00	\$8,168.00	\$93,063.00
Gadsden Independent Schools	\$3,177,464.00	\$448,855.00	\$3,626,319.00
Gallup-McKinley County Schools	\$2,945,366.00	\$1,826,434.00	\$4,771,800.00
Gilbert L. Sena Charter High School	\$40,384.00	\$1,542.00	\$41,926.00
Grady Municipal Schools	\$25,695.00	\$13,566.00	\$39,261.00
Grants/Cibola County Schools	\$845,614.00	\$49,337.00	\$894,951.00
Hagerman Municipal Schools	\$116,072.00	\$19,761.00	\$135,833.00
Hatch Valley Public Schools	\$304,840.00	\$20,284.00	\$325,124.00
Health Leadership High School	\$33,789.00	\$687.00	\$34,476.00
Hobbs Municipal Schools	\$1,938,181.00	\$1,645,221.00	\$3,583,402.00
Hondo Valley Public Schools	\$39,431.00	\$41,494.00	\$80,925.00
Horizon Academy West	\$91,979.00	\$85,000.00	\$176,979.00
House Municipal Schools	\$17,904.00	\$10.00	\$17,914.00
J. Paul Taylor Academy	\$37,580.00	\$6,259.00	\$43,839.00
Jal Public Schools	\$112,113.00	\$21,979.00	\$134,092.00
Jemez Mountain Public Schools	\$57,949.00	\$50,458.00	\$108,407.00
Jemez Valley Public Schools	\$98,822.00	\$57,480.00	\$156,302.00
Juvenile Justice Services - CYFD	\$104,986.00	\$57,331.00	\$162,317.00
La Academia Dolores Huerta	\$34,195.00	\$762.00	\$34,957.00
La Promesa Early Learning Center	\$68,954.00	\$62.00	\$69,016.00
La Tierra Montessori School of the Arts and Sciences	\$20,605.00	\$377.00	\$20,982.00
Lake Arthur Municipal Schools	\$31,360.00	\$2,039.00	\$33,399.00
Las Cruces Public Schools	\$5,651,475.00	\$2,296,249.00	\$7,947,724.00
Las Montañas Charter School	\$39,354.00	\$3,759.00	\$43,113.00
Las Vegas City Public Schools	\$378,583.00	\$40,118.00	\$418,701.00
Logan Municipal Schools	\$65,718.00	\$13,199.00	\$78,917.00
Lordsburg Municipal Schools	\$181,780.00	\$165,375.00	\$347,155.00
Los Alamos Public Schools	\$783,671.00	\$288,472.00	\$1,072,143.00
Los Lunas Public Schools	\$1,882,265.00	\$385,759.00	\$2,268,024.00
Loving Municipal Schools	\$119,961.00	\$2,539.00	\$122,500.00
Lovington Municipal Schools	\$759,477.00	\$178,418.00	\$937,895.00
Magdalena Municipal Schools	\$103,120.00	\$18,406.00	\$121,526.00
MASTERS Program (The)	\$32,227.00	\$33,694.00	\$65,921.00
Maxwell Municipal Schools	\$33,983.00	\$4,488.00	\$38,471.00
McCurdy Charter School	\$90,606.00	\$7,769.00	\$98,375.00
Media Arts Collaborative Charter School (MACCS)	\$41,183.00	\$33.00	\$41,216.00
Melrose Municipal Schools	\$61,347.00	\$6,083.00	\$67,430.00
Mesa Vista Consolidated Schools	\$80,031.00	\$95.00	\$80,126.00
Mission Achievement and Success (MAS) Charter School	\$131,846.00	\$2,536.00	\$134,382.00
Monte del Sol Charter School	\$73,604.00	\$500.00	\$74,104.00
Montessori Elementary School (The) (TMES)	\$62,701.00	\$32,049.00	\$94,750.00
Mora Independent Schools	\$101,000.00	\$93,732.00	\$194,732.00
Moriarty-Edgewood School District	\$760,048.00	\$89,928.00	\$849,976.00
Mosquero Municipal Schools	\$14,448.00	\$228.00	\$14,676.00
Mountainair Public Schools	\$70,146.00	\$11,055.00	\$81,201.00



IDEA-B, Fund 24106
Planning Awards FY17-18 Updated 5.21.17

Entity Name	Total Preliminary Allocation (Revenue Code 44500)	Projected Carryover (Revenue Code 44504)	Grand Total Initial Planning Allocation
New America School	\$49,655.00	\$73,253.00	\$122,908.00
New America School of Las Cruces	\$30,150.00	\$9,568.00	\$39,718.00
New Mexico Connections Academy	\$218,882.00	\$105.00	\$218,987.00
New Mexico School for the Arts	\$30,144.00	\$14,274.00	\$44,418.00
NM Department of Corrections	\$15,864.00	\$23,441.00	\$39,305.00
NM School for the Blind and Visually Impaired	\$30,769.00	\$442.00	\$31,211.00
NM School for the Deaf	\$62,787.00	\$50,475.00	\$113,262.00
North Valley Academy	\$81,260.00	\$75.00	\$81,335.00
Pecos Independent School District	\$168,284.00	\$79,244.00	\$247,528.00
Peñasco Independent Schools	\$99,018.00	\$44,648.00	\$143,666.00
Pojoaque Valley Public Schools	\$380,678.00	\$41,544.00	\$422,222.00
Portales Municipal Schools	\$636,743.00	\$368,081.00	\$1,004,824.00
Quemado Independent Schools	\$38,374.00	\$36,672.00	\$75,046.00
Questa Independent Schools	\$89,477.00	\$32,615.00	\$122,092.00
Raton Public Schools	\$266,030.00	\$25,437.00	\$291,467.00
Red River Valley Charter School	\$17,367.00	\$13.00	\$17,380.00
Reserve Independent Schools	\$43,089.00	\$2,142.00	\$45,231.00
Rio Rancho Public Schools	\$2,849,710.00	\$412,247.00	\$3,261,957.00
Roots and Wings Community School	\$12,183.00	\$0.00	\$12,183.00
Roswell Independent Schools	\$2,523,292.00	\$640,385.00	\$3,163,677.00
Roy Municipal Schools	\$19,845.00	\$3,906.00	\$23,751.00
Ruidoso Municipal Schools	\$497,601.00	\$51,884.00	\$549,485.00
San Jon Municipal Schools	\$34,306.00	\$6,316.00	\$40,622.00
Sandoval Academy of Bilingual Education (SABE)	\$11,027.00	\$1,016.00	\$12,043.00
Santa Fe Public Schools	\$2,593,733.00	\$243,309.00	\$2,837,042.00
Santa Rosa Consolidated Schools	\$186,169.00	\$66,155.00	\$252,324.00
School of Dreams Academy (SODA)	\$75,455.00	\$47,276.00	\$122,731.00
Sequoyah Adolescent Treatment Center	\$19,867.00	\$1,592.00	\$21,459.00
Silver Consolidated School District	\$712,132.00	\$39,664.00	\$751,796.00
Six Directions Indigenous Charter School	\$11,628.00	\$0.00	\$11,628.00
Socorro Consolidated Schools	\$448,158.00	\$206,608.00	\$654,766.00
South Valley Preparatory School	\$28,821.00	\$1,800.00	\$30,621.00
Southwest Intermediate Learning Center	\$13,887.00	\$15,973.00	\$29,860.00
Southwest Primary Learning Center	\$14,985.00	\$14,821.00	\$29,806.00
Southwest Secondary Learning Center	\$38,659.00	\$32,647.00	\$71,306.00
Southwest Aeronautics, Mathematics, and Science Academy (SAMS)	\$52,676.00	\$33,248.00	\$85,924.00
Springer Municipal Schools	\$40,166.00	\$10,044.00	\$50,210.00
Taos Municipal Schools	\$677,454.00	\$123,592.00	\$801,046.00
Taos Academy Charter School	\$35,119.00	\$621.00	\$35,740.00
Taos Integrated School of the Arts	\$24,592.00	\$10,380.00	\$34,972.00
Taos International Charter School	\$26,149.00	\$8.00	\$26,157.00
Tatum Municipal Schools	\$85,043.00	\$24,277.00	\$109,320.00
Technology Leadership High School	\$30,045.00	\$12.00	\$30,057.00
Texico Municipal Schools	\$128,743.00	\$18,598.00	\$147,341.00
GREAT Academy (The)	\$25,200.00	\$3,188.00	\$28,388.00
Tierra Adentro: The NM School of Academics, Art and Artesania	\$51,615.00	\$37.00	\$51,652.00
Tierra Encantada Charter School	\$61,658.00	\$944.00	\$62,602.00



IDEA-B, Fund 24106
Planning Awards FY17-18 Updated 5.21.17

Entity Name	Total Preliminary Allocation (Revenue Code 44500)	Projected Carryover (Revenue Code 44504)	Grand Total Initial Planning Allocation
Truth or Consequences Municipal Schools	\$366,367.00	\$141,457.00	\$507,824.00
Tucumcari Public Schools	\$288,099.00	\$49,339.00	\$337,438.00
Tularosa Municipal Schools	\$275,701.00	\$86,363.00	\$362,064.00
Turquoise Trail Charter School	\$86,159.00	\$61.00	\$86,220.00
UNM Mimbres School	\$20,950.00	\$6,588.00	\$27,538.00
Vaughn Municipal Schools	\$29,997.00	\$6,822.00	\$36,819.00
Wagon Mound Public Schools	\$43,720.00	\$18,700.00	\$62,420.00
Walatowa High Charter School	\$12,974.00	\$14,693.00	\$27,667.00
West Las Vegas Public Schools	\$364,662.00	\$3,838.00	\$368,500.00
Zuni Public School District	\$395,149.00	\$239,338.00	\$634,487.00
Grand Totals:	\$74,110,287.00	\$20,961,103.00	\$95,071,390.00